



HOSHIZAKI AMERICA, INC.

SERVICE BULLETIN

SB15-0006

Issued: March 30, 2015

Page 1 of 2

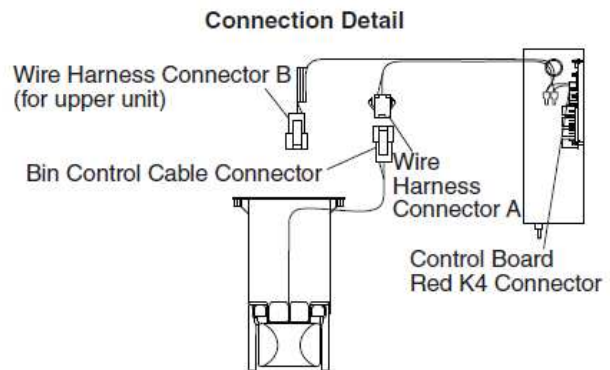
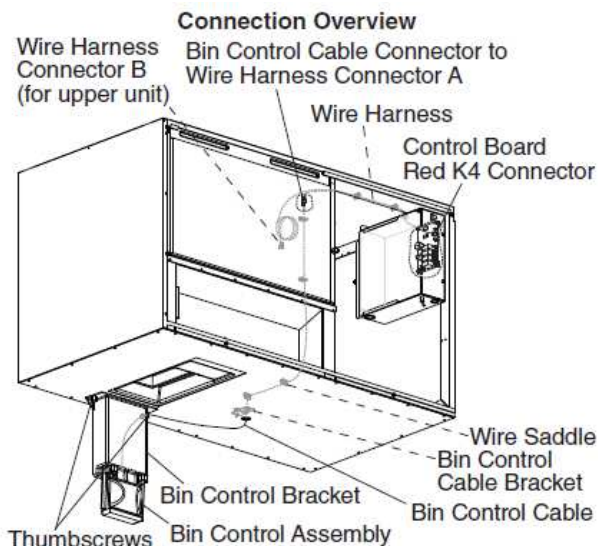
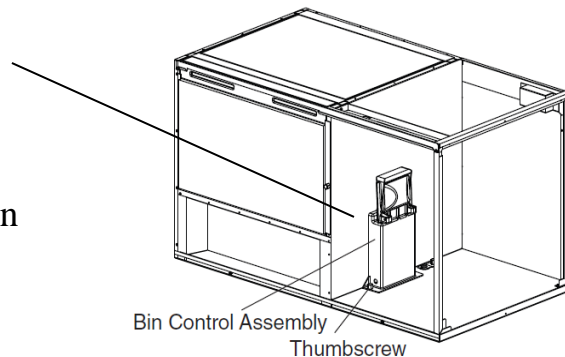
SUBJECT: Mechanical bin Control on Stackable KM's

The standard mechanical bin control 2A4393G01 is now being introduced to the KM stackable units. The first units to be converted to the mechanical bin control are the KM-1900S_H starting with serial DxxxxxL, the KM-2500SWH3 serial DxxxxxB and after and the KM-2500SRH3 serial DxxxxxK and after. Additional stackable models will be converted in the coming months.

The mechanical bin control assembly will be shipped in the unit as shown here.

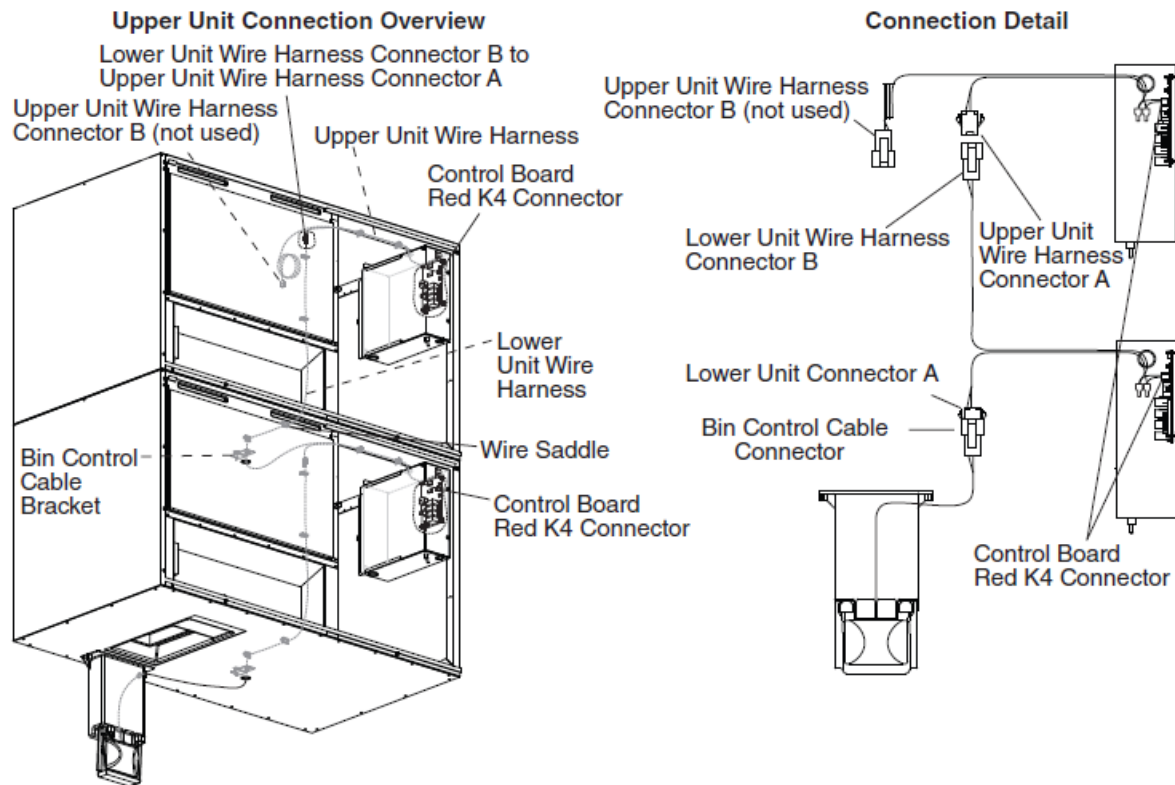
For a single unit, the assembly must be removed from inside the unit, mounted under the unit and connected at installation for proper operation as shown below.

Single unit installation:



When 2 units are stacked, a single bin control is needed to operate both units. The necessary wiring harness is included to make this connection. See the illustration below for connecting 2 stacked units.

Stacked unit installation:



In this configuration, both units will operate simultaneously with the single bin control.

Special consideration must be made for the bin control assembly when mounting stackable units on 60" upright bins. During installation, the unit must be located forward on the bin top panel just enough to clear the control mounting holes.

If you have any questions please contact Technical Support at Techsupport@hoshizaki.com or 1-800-233-1940.