



HOSHIZAKI AMERICA, INC.

SERVICE BULLETIN

SB24-0011

August 29, 2024

Page 1 of 2

Subject: DCM-271BAH(-OS) High Pressure Switch Change

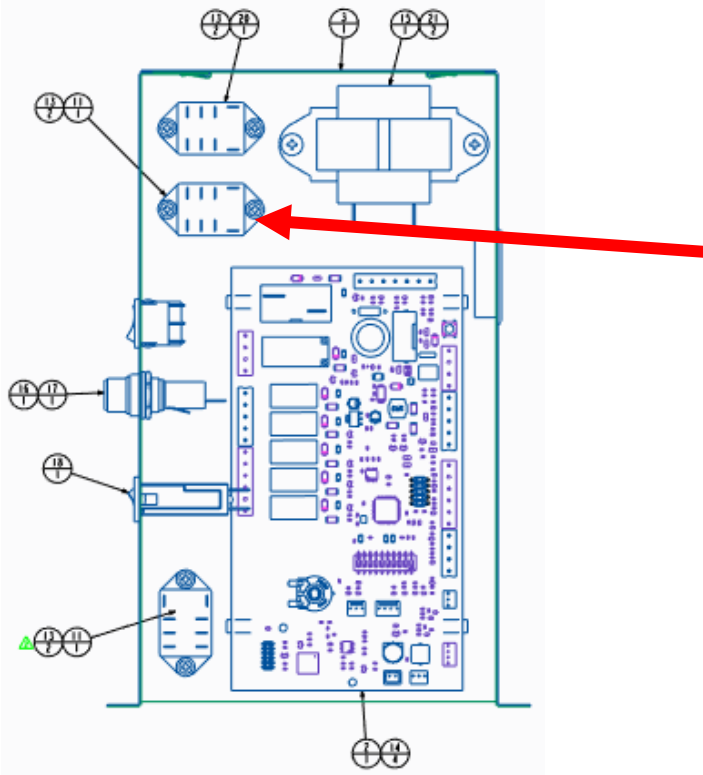
Beginning October 1, 2024, the high-pressure switch for the DCM-271 product, has moved from the 5V DC circuit to the 115V AC circuit.

The high-pressure switch circuit now uses the 115V AC relay contacts to open and close the circuit at the 5V DC to the K9 connector at pins 3&4.

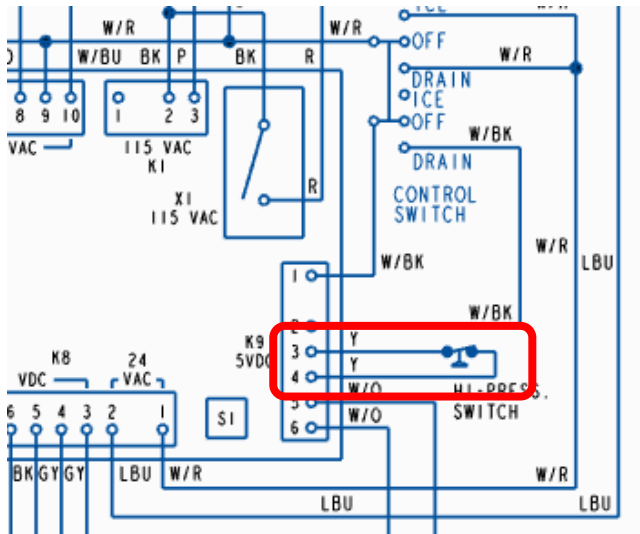
The high-pressure switch part number changed from 4A7070-01 to 463180-04 with relay 418271-03

Please see the new wiring diagrams below and reference the product service manual.

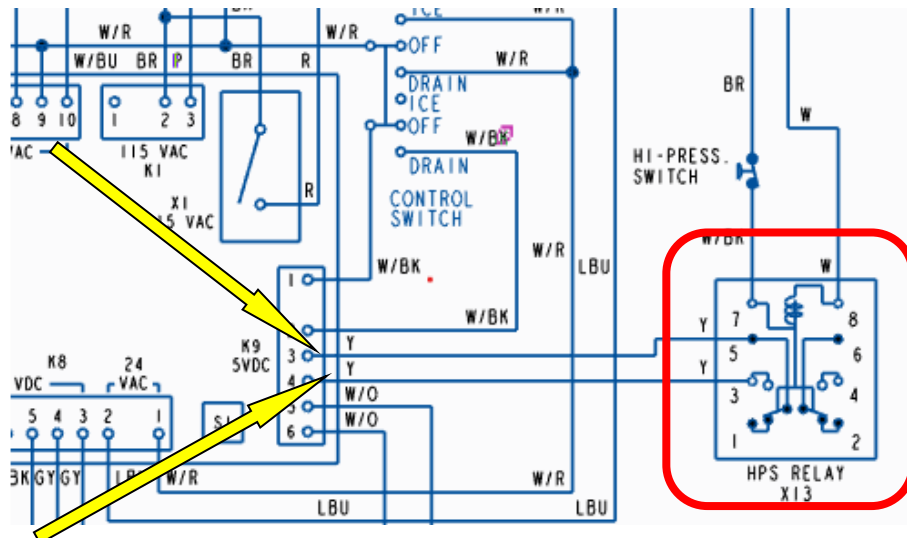
Location: High Pressure Relay mounted in control box



Old Wiring:



New Wiring: Pins 3&4 5V DC with new relay added



If you have any questions concerning this change, please contact the Technical Support Department at tech-support@hoshizaki.com or 1-800-233-1940.