



PT1A-FS-FS(-HS-HS)

One Section Full Stainless/Half Stainless
Door Pass Thru Refrigerator



PT1A-FS-FS/-HS-HS
06/25/27
Item # 13558

W x D x H
27.5" x 35.75" x 79.5"*
*with 4" casters



PT1A-FS-FS



PT1A-HS-HS



Item #: _____
Project: _____
Qty: _____
AIA#: _____

Features

- Engineered to maintain NSF-7 temperatures in 100°F ambient. (Certified to NSF-7 temperatures in 86°F ambient.)
- Stainless steel interior with stainless steel exterior front, sides and top
- Unique ducted air distribution system
 - Energy efficient interior LED light
 - Environmentally friendly R290 hydrocarbon refrigerant
 - Solid state digital controller with temperature alarms and LED display (Fahrenheit or Celsius)
 - Doors and cabinet are insulated with 2-3/8" of CFC free, foamed in place polyurethane
 - Maximum interior storage capacity with smallest external footprint
 - Exclusive stepped door design to protect recessed door gasket
 - Spring assisted self-closing doors with stay open feature
 - Sturdy 8 gauge stainless steel hinge plate with welded hinge pin
 - Extruded aluminum flush mount door handle
 - Field reversible doors
 - Evaporator coils are epoxy electrocoated (E-Coat) to help fight corrosion
 - Energy efficient automatic hot gas condensate evaporator
 - Top mount refrigeration comes standard with a condenser filter
 - Refrigerant flow is controlled with thermostatic expansion valve
 - Stainless steel shelf supports
 - (3) epoxy coated wire shelves are standard
 - Standard with 4" casters (two with brakes)
 - 10 ft. cord and plug



Dimensions / Capacity

One Section PT1A-FS-FS(-HS-HS)

Interior Storage Capacity (CF) (AHAM)	24.2 ft ³
Overall Width x Depth	27.5" x 35.75"
Height (including 4" casters)	79.5"
Door Opening Width x Height	21.75" x 59.25" 21.75" x 27.75"
Depth with Both Doors Open at 90° (front and back)	87.25"
Adjustable Shelves	3
Shelf Dimensions (W x D)	21.25" x 30.75"
Crated Shipping Weight	357 lbs
Crated Length x Depth x Height	38.5" x 31.5" x 81"

Electrical / Refrigeration

One Section PT1A-FS-FS(-HS-HS)

Voltage	115/60/1
HACR Breaker	15.0 Amps
Electrical Connection (NEMA)	5-15P Ⓢ
Voltage Range	104-126
Ambient Temp. Range	45° to 100°F
Control Setpoint Range	31° to 52°F
Amperage	5
Energy Consumption (kWh/day) @ASHRAE	1.31
Heat Rejection (BTU/Hr.) @NSF	348
Approx. Nominal Compres. BTU/HR (HP)	770 (1/4HP)
Refrigerant / Charge Amount (oz)	R290 / (4.6 oz)

Options

- ☐ Additional epoxy shelves ☐ 6" Legs
☐ Stainless steel shelves ☐ Foot pedal
☐ Tray/Pan slides



Seven year warranty on labor, parts, and compressor. Valid in United States, Canada, Puerto Rico and U.S. Territories.

For more information, please visit
hoshizakiamerica.com/support/warranty/

If GFCI is required, a GFCI breaker MUST be used in lieu of GFCI receptacle

Hoshizaki reserves the right to change specifications without notice.



PT1A-FS-FS(-HS-HS)

One Section Full Stainless/Half Stainless
Door Pass Thru Refrigerator


STEELHEART™

PT1A-FS-FS/-HS-HS


06/25/27

Item # 13558

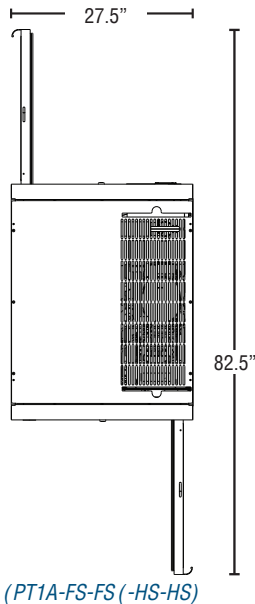
FRONT VIEW



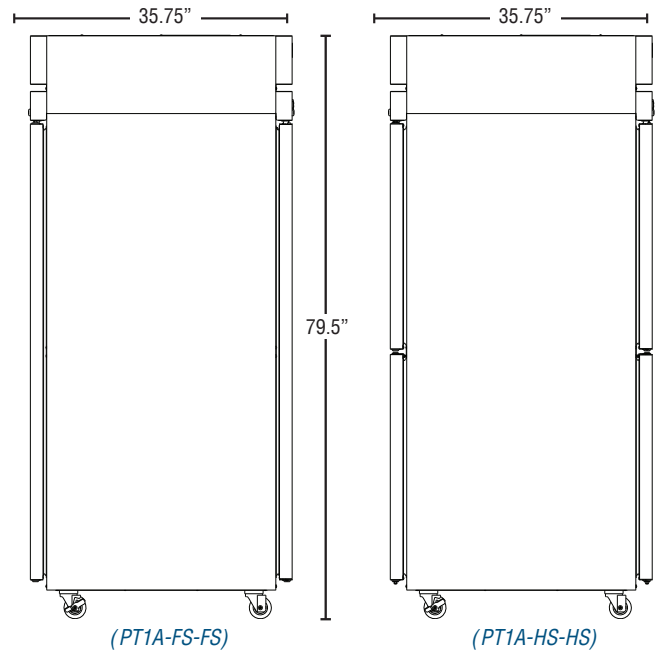
BACK VIEW



PLAN VIEW



SIDE VIEW



Cabinet Construction

The exterior cabinet front, sides, and top are constructed of high quality stainless steel. The cabinet interior is constructed of stainless steel with a unique ducted air flow system. Three (3) heavy duty epoxy coated shelves per section are standard. Mounted on stainless steel pilasters shelves are adjustable in 1" increments. Cabinet walls and doors are insulated with 2-3/8" of environmentally friendly, CFC free, foamed in place polyurethane. Interior LED light provides energy efficient illumination. 4" polyolefin, casters (two with brakes) are standard.

Door Construction

Doors are constructed of a high grade stainless steel exterior and interior and are standard with locks. Hoshizaki's exclusive "stepped" design protects the recessed gasket while product is being removed from the cabinet. Doors are provided with a one piece, full length extruded aluminum flush mount handle and are mounted on eight (8) gauge stainless steel hinge plates with a welded hinge pin. Spring assisted self-closing doors are equipped with a stay open feature past 90 degrees. Snap-in magnetic door gaskets are easily removed for cleaning. Door hinging is field reversible.

Refrigeration System

The high efficiency refrigeration system is self-contained with an epoxy electrocoated (E-Coat) evaporator for extended life. Top mounted refrigeration system is easily accessible for service and includes a condenser filter with easy access from the top of the unit. The refrigeration system components are assembled on a high density expanded polypropylene platform that is removable from the main unit. A unique ducted air flow system achieves uniform air distribution within the cabinet to eliminate hot spots. Condensate removal is accomplished with a top mounted energy efficient non-electric evaporation system. A thermostatic expansion valve (TXV) controls the flow of environmentally friendly R290 refrigerant through the evaporator. Solid state digital controls monitor the operation and performance of the refrigeration system. The controls also provide visual high and low temperature and high and low voltage alarms. A LED display shows the cabinet temperature and is adjustable to Fahrenheit or Celsius. 115 volt units are equipped with a ten foot cord and plug (20.0 amps or less).