



# PTF1A-HGE-HGE


## One Section Half Glass Door Pass Thru Freezer



PTF1A-HGE-HGE  
06/10/26  
Item # 13519F

### W x D x H

27.5" x 35.75" x 79.5"\*  
\*with 4" casters



Item #: \_\_\_\_\_  
 Project: \_\_\_\_\_  
 Qty: \_\_\_\_\_  
 AIA#: \_\_\_\_\_

## Features

- ▶ **Stainless steel interior with stainless steel exterior front, sides and top**
- ▶ **Unique ducted air distribution system**
- ▶ **(2x) Vertical energy efficient interior LED lights**

- Environmentally friendly R290 hydrocarbon refrigerant
- Solid state digital controller with temperature alarms and LED display (Fahrenheit or Celsius)
- Cabinet is insulated with 2-3/8" of CFC free, foamed in place polyurethane
- Maximum interior storage capacity with smallest external footprint
- Glass doors are energy efficient multi-pane, argon filled with locks
- Stainless steel/glass exterior door comes standard with locks
- Spring assisted self-closing doors with stay open feature
- Sturdy 8 gauge stainless steel hinge plate with welded hinge pin
- Extruded aluminum flush mount door handle
- Field reversible doors
- Evaporator coils are epoxy electrocoated (E-Coat) to help fight corrosion
- Energy efficient automatic hot gas condensate evaporator
- Top mount refrigeration comes standard with a condenser filter
- Refrigerant flow is controlled with thermostatic expansion valve
- Stainless steel shelf supports
- (3) epoxy coated wire shelves are standard
- Standard with 4" casters (two with brakes)
- 10 ft. cord and plug



### Dimensions / Capacity

	<b>One Section PTF1A-HGE-HGE</b>
<b>Interior Storage Capacity</b> (CF) (AHAM)	25.8 ft <sup>3</sup>
<b>Overall Width x Depth</b>	27.5" x 35.75"
<b>Height</b> (including 4" casters)	79.5"
<b>Door Opening Width x Height</b>	21.75" x 27.75"
<b>Depth with Both Doors Open at 90°</b> (front and back)	87.25"
<b>Adjustable Shelves</b>	3
<b>Shelf Dimensions (W x D)</b>	21.25" x 30.75"
<b>Crated Shipping Weight</b>	367 lbs
<b>Crated Length x Depth x Height</b>	41.25" x 31.5" x 81"

### Electrical / Refrigeration

	<b>One Section PTF1A-HGE-HGE</b>
<b>Voltage</b>	115/60/1
<b>HACR Breaker</b>	15.0 Amps
<b>Electrical Connection</b> (NEMA)	5-15P (1)
<b>Voltage Range</b>	104-126
<b>Ambient Temp. Range</b>	45° to 80°F
<b>Control Setpoint Range</b>	-10° to 10°F
<b>Amperage</b>	8.5
<b>Energy Consumption</b> (kWh/day) @ASHRAE	9.7
<b>Heat Rejection</b> (BTU/Hr.) @NSF	1518
<b>Approx. Nominal Compres.</b> BTU/HR (HP)	1425 (3/4HP)
<b>Refrigerant / Charge Amount</b> (oz)	R290 / (4.1 oz)

### Options

- Add'l epoxy shelf (HS-3551, 1pk)
- Add'l stainless steel shelf (HS-3553, 1pk)
- Add'l stainless steel shelf (HS-3552, 3pk)
- Condensate pan (HS-5462)
- Tray/Pan slides (HS-3557)
- Foot pedals: (left hinge HS-5378) (right hinge HS-5379)



Seven year warranty on labor, parts, and compressor. Valid in United States, Canada, Puerto Rico and U.S. Territories.

For more information, please visit [hoshizakiamerica.com/support/warranty/](http://hoshizakiamerica.com/support/warranty/)

Hoshizaki reserves the right to change specifications without notice.



# PTF1A-HGE-HGE



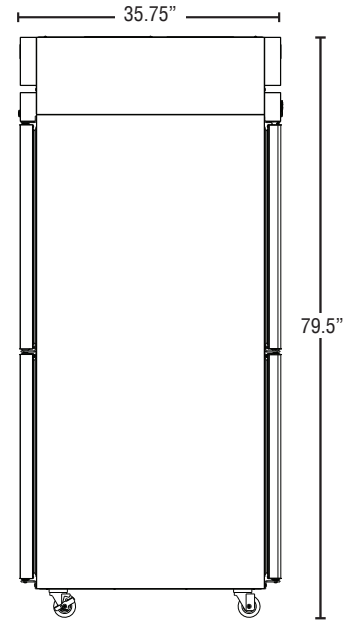
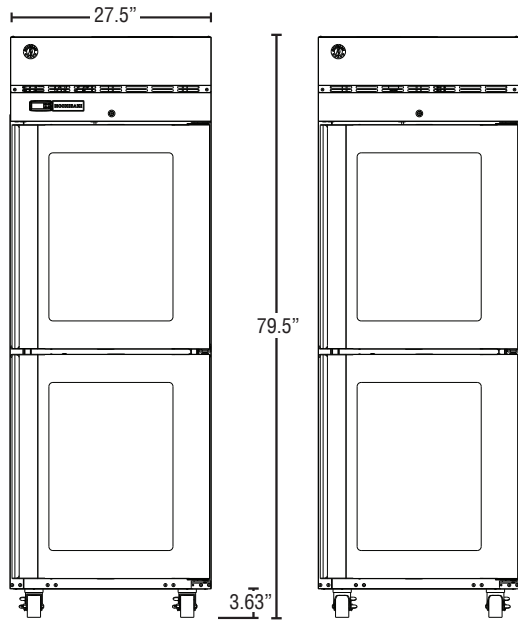
PTF1A-HGE-HGE  
06/10/26  
Item # 13519F

## One Section Half Glass Door Pass Thru Freezer

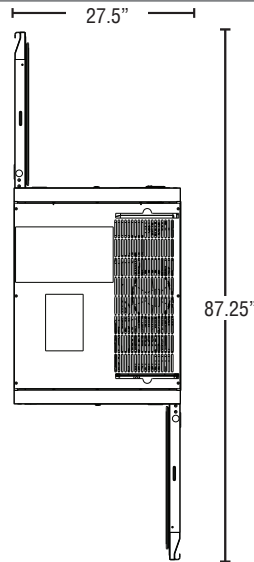
FRONT VIEW

BACK VIEW

SIDE VIEW



PLAN VIEW



### Cabinet Construction

The exterior cabinet front, sides, and top are constructed of high quality stainless steel. The cabinet interior is constructed of stainless steel with a unique ducted air flow system. Three (3) heavy duty epoxy coated shelves per section are standard. Mounted on stainless steel pilasters shelves are adjustable in 1" increments. Cabinet walls are insulated with 2-3/8" of environmentally friendly, CFC free, foamed in place polyurethane. (2x) interior LED lights provide energy efficient illumination. 4" polyolefin, casters (two with brakes) are standard.

### Door Construction

Doors are constructed of a high grade stainless steel exterior with energy-efficient multi-pane, argon filled glass. Locks are standard. Doors are provided with a one piece, full length extruded aluminum flush mount handle and are mounted on eight (8) gauge stainless steel hinge plates with a welded hinge pin. Spring assisted self-closing doors are equipped with a stay open feature past 90 degrees. Snap-in magnetic door gaskets are easily removed for cleaning. Door hinging is field reversible.

### Refrigeration System

The high efficiency refrigeration system is self-contained with an epoxy electrocoated (E-Coat) evaporator for extended life. Top mounted refrigeration system is easily accessible for service and includes a condenser filter with easy access from the top of the unit. The refrigeration system components are assembled on a high density expanded polypropylene platform that is removable from the main unit. A unique ducted air flow system achieves uniform air distribution within the cabinet to eliminate hot spots. Condensate removal is accomplished with a top mounted energy efficient non-electric evaporation system. A thermostatic expansion valve (TXV) controls the flow of environmentally friendly R290 refrigerant through the evaporator. Solid state digital controls monitor the operation and performance of the refrigeration system. The controls also provide visual high and low temperature and high and low voltage alarms. A LED display shows the cabinet temperature and is adjustable to Fahrenheit or Celsius. 115 volt units are equipped with a ten foot cord and plug (20.0 amps or less).