



# R2A-FGEN

## 52" Two Section Full Glass Door Refrigerator



R2A-FGEN  
04/29/26  
Item # 13756

### W x D x H

52" x 33.5" x 79.5"\*  
\*with 4" casters



Item #: \_\_\_\_\_

Project: \_\_\_\_\_

Qty: \_\_\_\_\_

AIA#: \_\_\_\_\_

## Features

- ▶ **Maximum interior storage capacity with smallest external footprint**
- ▶ **Stainless steel interior with stainless steel exterior front, sides and top**
- ▶ **Unique ducted air distribution system**
  - Energy efficient interior LED light
  - Environmentally friendly R290 hydrocarbon refrigerant
  - Solid state digital controller with temperature alarms and LED display (Fahrenheit or Celsius)
  - Cabinet and doors are insulated with 2-3/8" of CFC free, foamed in place polyurethane
  - Stainless steel exterior and interior door come standard with locks
  - Exclusive stepped door design to protect recessed door gasket
  - Spring assisted self-closing doors with stay open feature
  - Sturdy 8 gauge stainless steel hinge plate with welded hinge pin
  - Extruded aluminum flush mount door handle
  - Field reversible doors
  - Evaporator coils are epoxy electrocoated (E-Coat) to help fight corrosion
  - Energy efficient automatic hot gas condensate evaporator
  - Top mount refrigeration comes standard with a condenser filter
  - Refrigerant flow is controlled with thermostatic expansion valve
  - Stainless steel shelf supports
  - (3) epoxy coated wire shelves are standard per section
  - Center shelves for added storage capacity
  - Standard with 4" casters (two with brakes)
  - Stackable (two units high) to conserve warehouse floor space
  - 10 ft. cord and plug

### Dimensions / Capacity

	Two Section R2A-FGEN
Interior Storage Capacity (CF) (AHAM)	48.76 ft <sup>3</sup>
Overall Width x Depth	52" x 33.5"
Height (including 4" casters)	79.5"
Door Opening Width x Height	20.25" x 59.25"
Depth with Door Open at 90°	57.75"
Adjustable Shelves	6
Shelf Dimensions (W x D)	19.75" x 26"
Adjustable Center Shelves	3
Crated Length x Width x Height	58" x 37.5" x 81"
Crated Shipping Weight	562 lbs.

### Electrical / Refrigeration

	Two Section R2A-FGEN
Voltage	115/60/1
HACR Breaker	15.0 Amps
Electrical Connection (NEMA)	5-15P ⚡
Voltage Range	104-126
Ambient Temp. Range	45° to 100°F
Control Setpoint Range	31° to 52°F
Amperage	8
Energy Consumption (kWh/day) @ASHRAE	5.49
Heat Rejection (BTU/Hr.) @NSF	1066.93
Approx. Nominal Compress. BTU/HR (HP)	1545(1/2HP)
Refrigerant / Charge Amount (oz)	R290 / (4.9 oz)

### Options

- 4" Casters
- 6" Casters
- 6" Adjustable Legs (LP-6 LEG, LP-6P LEG)
- Stainless Steel Shelves (HS-5679, HS-5680)
- Additional Epoxy Shelves (HS-5614, HS-5658)
- Foot pedal door opener (HS-5380)
- Heated Condensate Pan (HS-5462)
- Tray Pan Slides (HS-3557, HS-5093)



Seven year warranty on labor, parts, and compressor. Valid in United States, Canada, Puerto Rico and U.S. Territories.

For more information, please visit [hoshizakiamerica.com/support/warranty/](http://hoshizakiamerica.com/support/warranty/)

Hoshizaki reserves the right to change specifications without notice.



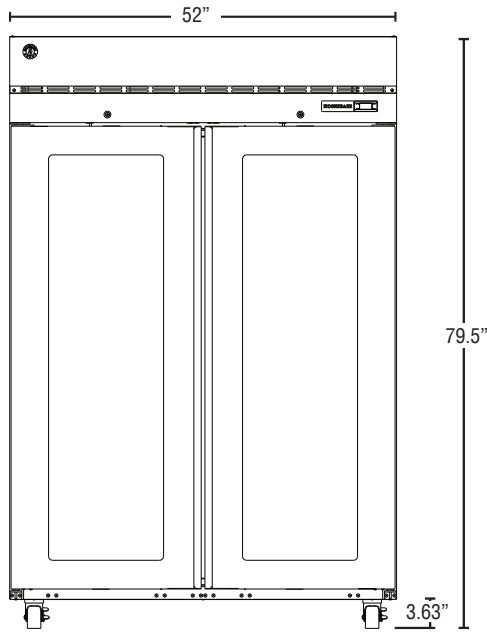
# R2A-FGEN

52" Two Section Full Glass Door Refrigerator

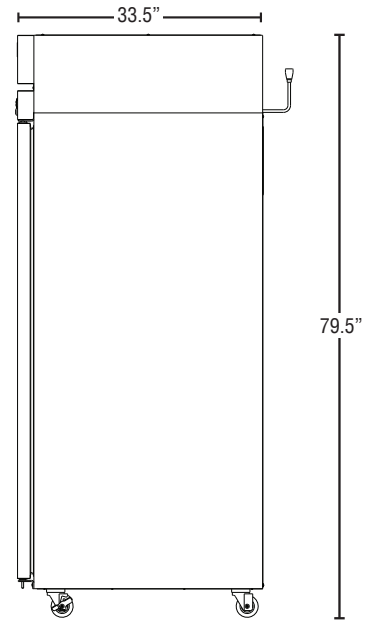


R2A-FGEN  
04/29/26  
Item # 13756

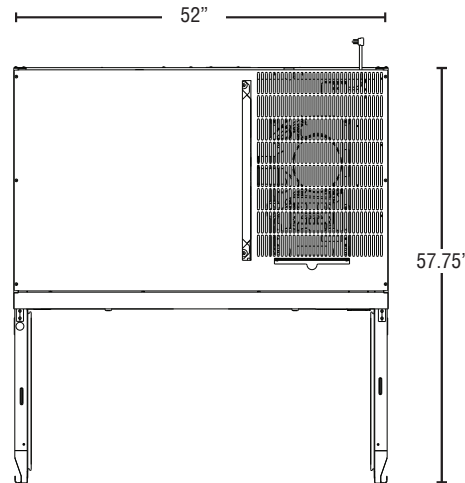
FRONT VIEW



SIDE VIEW



PLAN VIEW



## Cabinet Construction

The exterior cabinet front, sides, and top are constructed of high quality stainless steel. The exterior front and sides are constructed of stainless steel and rear, bottom, top is constructed of galvanized steel. The cabinet interior is constructed of stainless steel with a unique ducted air flow system. Three (3) heavy duty epoxy coated shelves per section are standard. Mounted on stainless steel pilasters shelves are adjustable in 1" increments. Cabinet walls and doors are insulated with 2-3/8" of environmentally friendly, CFC free, foamed in place polyurethane. An interior LED light is automatically activated when doors are opened. 4" polyolefin, casters (two with brakes) are standard.

## Door Construction

Doors are constructed of a high grade stainless steel exterior with energy-efficient multi-pane, argon filled glass. Locks are standard. Doors are provided with a one piece, full length extruded aluminum flush mount handle and are mounted on eight (8) gauge stainless steel hinge plates with a welded hinge pin. Spring assisted self-closing doors are equipped with a stay open feature past 90 degrees. Snap-in magnetic door gaskets are easily removed for cleaning. Door hinging is field reversible.

## Refrigeration System

The high efficiency refrigeration system is self-contained with an epoxy electrocoated (E-Coat) evaporator for extended life. Top mounted refrigeration system is easily accessible for service and includes a condenser filter with easy access from the top of the unit. The refrigeration system components are assembled on a high density expanded polypropylene platform that is removable from the main unit. A unique ducted air flow system achieves uniform air distribution within the cabinet to eliminate hot spots. Condensate removal is accomplished with a top mounted energy efficient non-electric evaporation system. A thermostatic expansion valve (TXV) controls the flow of environmentally friendly R290 refrigerant through the evaporator. Refrigeration system utilizes a time initiated off cycle defrost to eliminate any ice on the evaporator coil. Solid state digital controls monitor the operation and performance of the refrigeration system. The controls also provide visual high and low temperature and high and low voltage alarms. A LED display shows the cabinet temperature and is adjustable to Fahrenheit or Celsius. 115 volt units are equipped with a ten foot cord and plug (20.0 amps or less).