



# WLR46B-D2

## Worktop 46" Side Mount Refrigerator with Two Drawers



WLR46B-D2  
02/23/26  
Item # 13698

Item #: \_\_\_\_\_

Project: \_\_\_\_\_

Qty: \_\_\_\_\_

AIA#: \_\_\_\_\_

**W x D x H**  
46" x 33.25" x 40.25"\*  
Work Height 36"  
\*with 6" casters



### Dimensions / Capacity

	One-Section WLR46B-D2
Interior Storage Capacity (CF) (AHAM)	11.78 ft <sup>3</sup>
Overall Width x Depth (including 1" bumper)	46" x 33.25"
Height (including 6" casters)	40.25"
Drawer Opening Width x Depth	25.5" x 9"
Depth with Drawer Fully Open (including 1" bumper)	57.5"
Crated Weight	328 lbs.
Crated Length x Width x Height	48.75" x 34.75" x 40"

### Electrical / Refrigeration

	One-Section WLR46B-D2
Voltage	115/60/1
HACR Breaker	15.0 Amps
Electrical Connection (NEMA)	5-15P ⚡
Voltage Range	104-126
Ambient Temp. Range	45° to 100°F
Control Setpoint Range	28° to 45°F
Recommended Setpoint	36°F
Amperage	3
Energy Consumption (kWh/day) @NSF	0.92
Heat Rejection (BTU/Hr.) @NSF	333
Approx. Nominal Compres. BTU/HR (HP)	1354 (1/5HP)
Refrigerant / Charge Amount (oz)	R290 (2.2 oz)

## Features

- ▶ Front breathing air flow design allows for 1" of rear wall clearance
- ▶ Stainless steel exterior front, sides, and top with stainless steel interior sides, back, and floor
- ▶ Engineered to maintain NSF-7 temperatures in 100°F ambient
  - Environmentally friendly R290 hydrocarbon refrigerant
  - Cabinet and drawers are insulated with 2" CFC free, foamed in place polyurethane
  - Drawer slides are constructed of 14 gauge stainless steel with acetal rollers
  - Drawer frames are formed of 14 gauge stainless steel and securely fastened in the cabinet
  - Drawers will accommodate (2) 12 x 20" full size, 6" deep pans (pans by others)
  - Drawer slides have a dynamic load capacity of 250 lbs.
  - Extruded aluminum flush mount drawer handle
  - Magnetic drawer gasket is easily removable for cleaning
  - Removable air filter for easy cleaning
  - Hot gas condensate removal
  - Digital temperature display
  - E-coated evaporator coil
  - Standard with 6" casters (three with brakes)
  - 10 ft. cord and plug

### Options

- 2" Casters (HS-5037, set of 4)
- 4" Casters (HS-5035, set of 4)
- Overshelves (HS-5229, single)
- Overshelves (HS-5228, double)
- Drawer divider bar (HS-4007, Vertical)
- Drawer divider bar (HS-5691, Horizontal)
- Drawer locks (factory request)
- Drawer liner (HS-5740)



Seven year warranty on labor, parts, and compressor. Valid in United States, Canada, Puerto Rico and U.S. Territories.

For more information, please visit [hoshizakiamerica.com/support/warranty/](http://hoshizakiamerica.com/support/warranty/)

If GFCI is required, a GFCI breaker MUST be used in lieu of GFCI receptacle

Hoshizaki reserves the right to change specifications without notice.



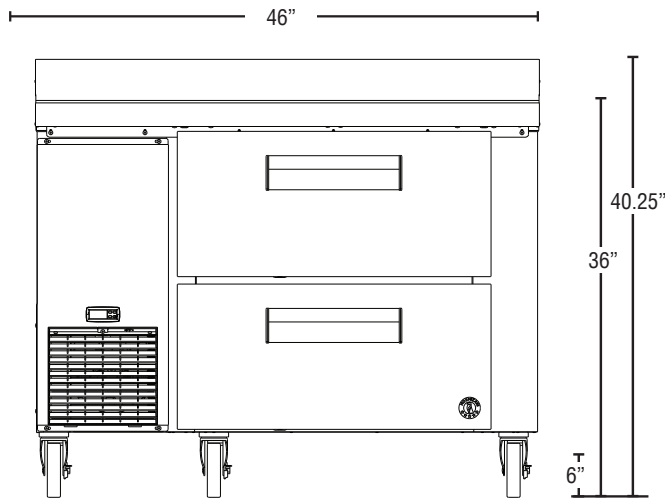
# WLR46B-D2

Worktop 46" Side Mount Refrigerator with Two Drawers

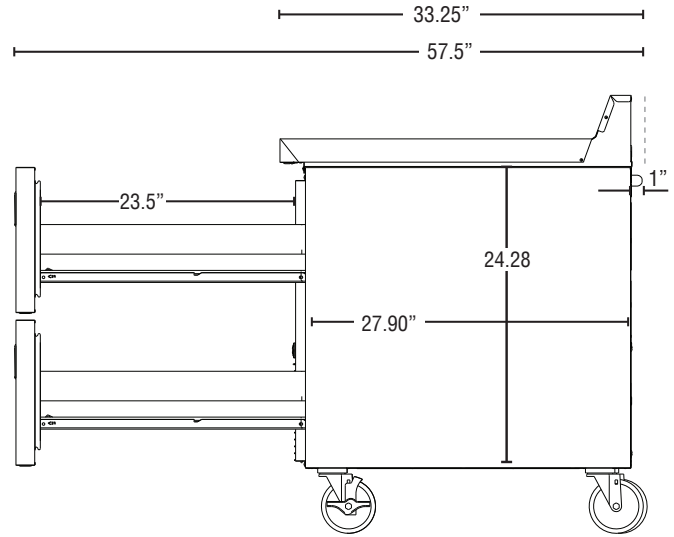


WLR46B-D2  
02/23/26  
Item # 13698

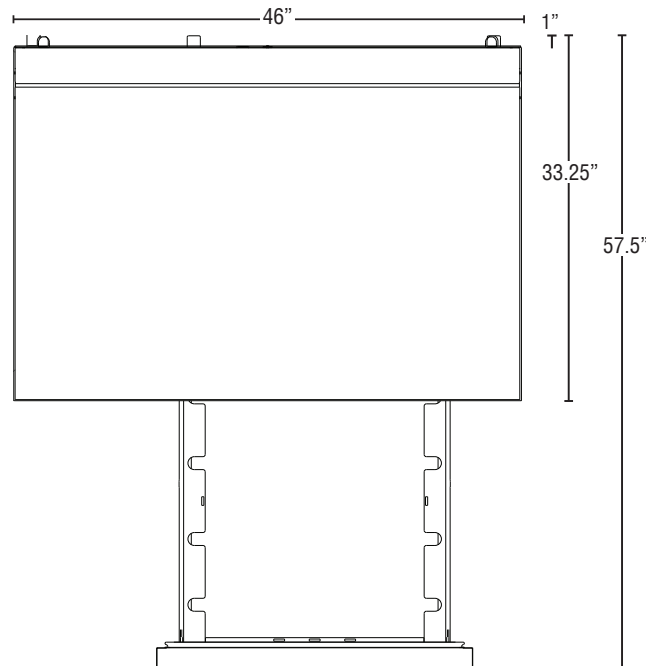
FRONT VIEW



SIDE VIEW



PLAN VIEW



### Cabinet Construction

The exterior cabinet top, front, and sides, are constructed of high quality stainless steel. The exterior back and bottom are constructed of coated steel. The cabinet interior features stainless steel back, sides, and floor with a stainless steel top. Mounted on anodized aluminum pilasters the shelves are adjustable in 1/2" increments. Cabinet walls are insulated with 2" CFC free, foamed in place polyurethane. 6" polyolefin, stem casters (three with brakes) are standard.

### Drawer Construction

Drawer fronts are constructed of high grade stainless steel with stainless steel interior and are insulated with 2" CFC free, foamed in place polyurethane. Each drawer accommodates (2) 12" x 20" x 6" deep pans (pans by others). Drawer frames are formed of 14 gauge stainless steel all welded construction and securely fastened in the cabinet. The drawer slides are constructed of heavy duty 14 gauge stainless steel and durable acetal rollers with stainless steel ball bearings to prevent metal to metal contact. The drawer slides have a dynamic load capacity of 250 lbs. and have been life tested (fully loaded) three hundred thousand cycles without showing significant wear. The flush mount handles are constructed of extruded aluminum. Snap-in magnetic drawer gaskets are durable and easily removed for cleaning.

### Refrigeration System

The high efficiency refrigeration system is self-contained with an E-coated evaporator for extended life. Condensate removal is accomplished with an energy efficient non-electric evaporation system. A capillary tube controls the flow of environmentally friendly R290 refrigerant through the evaporator. Refrigeration system utilizes an off-cycle defrost to eliminate any ice on the evaporator coil. 115 volt units are equipped with a ten foot cord and plug (20.0 amps or less).